



If you would like to receive this newsletter by E-mail, please give your E-mail address to Choices Network, Inc. by contacting Kenna Boyce at kboyce@choicesnetwork.net. This newsletter can also be accessed via the website at www.choicesnetwork.net Or you can follow us on "Facebook" by entering Choices Network, Inc. and tapping the "like". Choices Network, Inc. Day and Residential Management can be reached between 8:00 am to 3:00 pm at 785-820-8018, after hours Day can be reached at 785-714-0036 and Residential at 785-714-0095.

**April Project**  
**Coffee Filter Easter Basket**



**Supplies:**

- Coffee filters
- Liquid watercolor paint
- Green pipe cleaner
- Scissors
- Bowls
- Drinking glass
- Wooden skewer
- Eye dropper
- Glue gun

**Directions:**

Make a stack of 4 coffee filters. Fold them in half, in half again, and in half for a 3rd time.  
 Cut the end of the filters, so they're rounded, like a flower petal. Unfold the filters and re-shape them into their original basket shape.  
 Pour about 1 cup of water into a medium size bowl. Add 20-30 drops of liquid watercolor paint to the water and stir.  
 Hold the coffee filters in your hand with the flat

bottom in your palm, with the petals scrunched together. Dip the petals into the paint-colored water. Don't dip them too deeply (the water and color will spread up,) but make sure that all the petals get colored. Try to leave the center of the coffee filter uncolored.

Carefully push the colored filters into a glass or narrow bowl with the petals going upwards. Use a skewer (or a utensil, like a fork) to push the stack of filters down into the glass, arranging them so the petals are open against the glass and you can see the bottom of the coffee filter.

Add about ½ cup water and 20-30 drops of yellow liquid watercolor paint to a 2nd bowl. Stir well and use an eyedropper (or a teaspoon) to grab some paint. Drop the yellow paint into the bottom center of the coffee filters.

Once the coffee filters are dry, remove them from the glass and open them up. Separate the coffee filters.

Add a thin line of hot glue to the center of 1 of the coffee filters. Press a 2nd filter onto the glue, connecting the 2 together in the center. Repeat with the other 2 coffee filters, trying to offset the petals slightly each time.

Bend a 12" green pipe cleaner into a curve and fold about ½" into a "L" shape on each end. Add a dot of hot glue to the inside of the basket, near the edge on the bottom. Repeat on the opposite side. Place the bent pipe cleaner ends into the glue, creating a handle for the basket. Hold in the pipe cleaner in place until the glue dries and it stays by itself. Then add a bit of hot glue to the top inside of the basket, right beside the pipe cleaner. Press the pipe cleaner into the glue and then repeat with the other side of the handle. This will prevent the basket from tipping when you carry it after it's been filled.

Your coffee filter Easter basket is complete!

## CALENDAR OF EVENTS



**Office Closed: 2025**

- April 18th – Good Friday
- May 26th – Memorial Day
- July 4th – Independence Day
- September 1st – Labor Day
- October 13th – Columbus Day
- November 26, 27, 28th – Thanksgiving
- December 24, 25, 26th – Christmas

### Upcoming CPR Dates

April 16th - 1:00-4:00  
 May 14th - 1:00-4:00



If you have not renewed in the last 12 months, you must do so within the next 90 days.

Please RSVP to Matt Garretson at (785) 820-8018.

### Choices Network, Inc. Lawn and Maintenance Crew

If you are needing .....

- Lawn Maintenance • Lawn Clean-up
- Trash Removal • Leaf Raking • Hedge Trimming • Tree Pruning • Snow removal

(Whatever your needs may be. Give us a call!) Please contact Mike Highsmith at Choices Network Inc. office at 785-820-8018. We offer free estimates and have very competitive pricing.

## SPOTLIGHT: Choices Lawn Crew

Did you know Choices Network has a lawn crew?



They currently are mowing approximately 20 yards around the Salina area! They mow, clean up yard waste, rake leaves, remove trash and many other needed tasks!

Snow removal is part of their service delivery too! They have been kept very busy with snow removal the last couple of months! I think they were glad to see Spring showing up!

Please call if you have lawn care needs!

### April Birthdays

- Reagan V. 2nd
- Alan M. 3rd
- Samantha D. 4th
- Janae J. 7th
- Lacy B. 14th
- Deborah P. 17th
- Kayleen C. 18th
- Micah A. 19th
- Amanda F. 19th
- Jasmine P. 19th
- Amber M. 20th
- Ashlee P. 23rd
- Heather G. 24th
- Caeden K. 24th
- Zoe R. 28th
- Jael R. 28th
- Beckett W. 28th
- Domanik W. 30th

# Bunny B-Ball



bell



tack



spool of thread



butterfly



carrot



feather



Art by David Helton



artist's brush



button



ring



banana



glove




spoon



slice of pie



flying disk



flashlight



spatula


# Consumer Corner



# St. Patrick's



# Day Dance







## EASTER WORD SEARCH



R	K	K	C	H	P	D	D	E	J	N	K	Y	D	N	A	C
E	E	J	D	Y	P	B	A	H	Y	J	G	S	U	Z	B	T
S	E	K	U	X	C	S	G	W	S	Y	V	E	P	H	W	U
U	T	M	E	X	T	B	B	E	L	P	D	R	G	L	O	L
R	B	M	L	E	T	U	I	I	X	A	E	B	V	C	L	I
R	H	O	R	I	N	J	M	Z	R	F	A	E	W	S	L	P
E	D	Q	N	N	L	A	L	A	G	S	Z	Z	P	O	A	S
C	W	E	Y	N	F	I	P	R	K	Y	W	S	G	B	M	D
T	O	F	C	F	E	G	E	E	L	W	D	O	N	B	H	V
I	U	H	L	O	P	T	T	S	D	Y	E	U	F	H	S	E
O	A	E	Y	O	R	B	U	J	E	H	G	I	L	J	R	H
N	K	Z	B	A	W	A	M	V	F	O	R	X	A	F	A	W
T	O	F	G	K	D	E	T	T	S	P	A	D	M	P	M	B
V	K	A	A	H	P	N	R	E	S	X	S	P	B	L	L	S
G	C	V	G	E	H	O	Q	S	O	P	S	S	J	Q	L	U
B	I	S	H	H	X	K	W	L	R	S	B	X	G	G	E	S
M	H	L	T	V	H	Q	B	X	C	H	C	J	D	O	O	E
U	C	I	V	U	E	T	A	L	O	C	O	H	C	L	X	J
E	A	T	S	Q	D	K	E	Q	G	S	U	N	D	A	Y	B
F	W	J	E	L	L	Y	B	E	A	N	S	Y	Z	I	X	R



**BASKET BONNET BUNNY CANDY CHICK CHOCOLATE CROSS DECORATE  
 DYE EASTER EGG FAITH FAMILY FLOWERS GRASS HOP JELLYBEANS  
 JESUS LAMB LILIES MARSHMALLOW PARADE PEEPS RESURRECTION  
 SUNDAY TULIPS**

## Ongoing Activities:

**Monday** – Tour Rolling Hills Zoo from 10am to 1pm. Bring sack lunch.

**Monday through Friday** - Walking at Jerry Ivey Park at 8:00am to 9:00am during the spring and fall seasons and **water walking during the summer**. Walking at the Central Mall at 8:00am to 9:00am during the winter season or inclement weather days.

**Monday, Tuesday, Thursday, and Friday** - Exercise at the K-State Salina gym from 9:30am to 11:45am

**Tuesday and Thursday** – YMCA exercises 9:30am to 11:30. Must have a membership. (Choices Network staff can assist individuals with applications for reduced rate memberships at request.)

**Wednesday** - Lunch and Bowl at The Alley from 11am to 1:00pm. Cost is \$13.00.

**Friday** – BINGO at Choices 10am to 11am.

**Friday** - The Garage

## CALENDAR OF COMMUNITY ACTIVITIES AVAILABLE IN SALINA:

**Discovery Center and Park, 1323 E. Iron, Salina, KS.** The nature center displays many educational stations that help connect people with the local wildlife through discovery and exploration. The park offers 5 acres of trails.

**Salina Art Center, 242 S. Santa Fe, Salina, KS.** The Art Center's programming is connected to a schedule of contemporary visual art exhibitions of work by regional, national, and international artists in a wide variety of media.

**Central Kansas Flywheels Yesteryear Museum, 1100 W. Diamond Dr. Salina, KS.** An interactive and informational museum focusing on the agricultural history of Kansas. Smoky Hill Museum, 211 W. Iron, Salina, KS. The Smoky Hill Museum explores history in unexpected ways with interactive fun around every corner. It's a big-city museum in a small package intentionally designed to make kids eager to stay longer and adults want to come back for more.

**Sculpture Tour Salina, Downtown Salina, KS.** Sculpture Tour Salina (STS) is an annual juried competition and exhibition. The exhibition is open to all artists creating works suitable for outdoor display. Between 20 and 30 sculptures are selected and carefully sited in historic downtown Salina to be displayed for one year.

**Rolling Hills Zoo 625 N. Hedville Rd. Salina, KS.** Here you can get face-to-face with a majestic snow leopard, an Indian rhino, a curious orangutan, an ornery aardvark, or many of the other 100+ species of wildlife at home in our Zoo.

**Fossett Plaza 2035 Beechcraft Rd. Salina, KS.** The monument honoring Steve Fossett's record setting around-the-world, solo, nonstop flight in the Global Flyer. The historic 22,936-mile, 67-hour flight started and ended at the Salina Regional Airport.

**Salina Fieldhouse, 145 N. 5th, Salina, KS.** The Salina Fieldhouse features multi-purpose hardwood and synthetic courts, as well as turf fields. Three hardwood and three synthetic basketball courts are cross lined to include eight volleyball courts and six futsal courts. While turf fields accommodate soccer, football, kickball, baseball, softball and field hockey, hardwood and synthetic courts accommodate volleyball, futsal, dodgeball, cheer, dance, and other activities. The facility also contains specialized equipment such as drop-down batting cages and pitching tunnels.

**The Alley, 115 E Ash St, Salina, KS.** Bowling, Arcade, Laser tag, Hologate & AJ's Sports Grill.

**The Garage** – The Garage will contain both classic and custom cars, interactive exhibits, concessions, and gift shop for your family to experience.

**Hiking Trail in and around Salina, KS.**

**Indian Rock Trail** is a 1.2 mile moderately trafficked loop trail located near Salina, Kansas

**Marty Bender Nature Area Trail** 3028 S Holmes Rd, Salina, KS is a 2.8-mile loop trail located near Salina, Kansas and is good for all skill levels. The trail is primarily used for hiking.

**Salina Levee Trail**, The Salina Levee Trail traverses the flood control levee along the west bank of the Smoky Hill River in Salina. You can access it from E. Crawford at Bill Burke Park or E. Magnolia Soccer Complex.

**Jerry Ivey Loop** is a 1.4-mile loop trail located in Salina that is good for all skill levels.

**YMCA Loop**, A trail along river around YMCA. It is a single-track in the middle of the city





*Choices Day Services is going to*

**SUNSET ZOO**  
MANHATTAN, KS

*On April 17th!*

*Leaving the office around 9:30am  
returning around 2:30pm*

*The cost will be \$8 per person.  
Everyone attending needs a cold sack lunch!*



## RECIPE CORNER

### Easter Dirt Cake

**Ingredients:**

- 1 package (8 oz) cream cheese, softened
- ¼ C unsalted butter, softened
- 1 C powdered sugar
- 1 package (3.4 oz) instant vanilla pudding mix
- 2 C cold milk
- 1 container (8 oz) whipped topping (Cool Whip,) thawed
- 1 C pastel-colored candy-coated chocolates (e.g., M&M's)
- ½ C mini Oreo cookies (for topping)



**Instructions:**

- In a food processor, crush the Oreo cookies into fine crumbs, set aside.
- In a large bowl, beat the cream cheese, butter, and powdered sugar until smooth and creamy.
- In a separate bowl, whisk the pudding mix and cold milk until thickened, about 2 minutes.
- Fold the pudding mixture into cream cheese mixture, then gently fold in the whipped topping until fully combined.

- In a 9x13 inch dish, spread half of the crushed Oreos as the base layer.
- Pour the creamy pudding mixture over the cookie layer, spreading evenly.
- Top with the remaining crushed Oreos.
- Sprinkle pastel-colored candy-coated chocolates and mini Oreo cookies on top for decoration.
- Cover and refrigerate for at least 2 hours before serving to allow flavors to meld.

## Word Search & Hidden Picture Keys

R	K	K	C	H	P	D	D	E	J	N	K	Y	D	N	A	C
E	E	J	D	Y	P	B	A	H	Y	J	G	S	U	Z	B	T
S	E	K	U	X	C	S	G	W	S	Y	V	E	P	H	W	U
U	T	M	E	X	T	B	B	E	L	P	D	R	G	L	O	L
R	B	M	L	E	T	U	L	I	X	A	E	B	V	C	L	I
R	H	O	F	I	N	J	M	Z	R	F	A	E	W	S	L	P
E	D	O	N	N	L	A	L	A	G	S	Z	Z	P	O	A	S
C	W	E	Y	N	F	I	P	R	K	Y	W	S	G	B	M	D
T	O	F	C	F	E	G	E	E	L	W	D	O	N	B	H	V
I	U	H	L	O	P	T	T	S	D	Y	E	U	F	H	S	E
O	A	E	Y	O	R	B	U	J	E	H	G	I	L	J	R	H
N	K	Z	B	A	W	A	M	V	F	O	R	X	A	F	A	W
T	O	F	G	K	D	E	T	T	S	P	A	D	M	P	M	B
V	K	A	A	H	P	N	R	E	S	X	S	P	B	L	L	S
G	C	V	G	E	H	O	Q	S	O	P	S	S	J	Q	L	U
B	I	S	H	X	K	W	L	R	S	B	X	G	G	E	S	
M	H	L	T	V	H	Q	B	X	C	H	C	J	D	O	O	E
U	C	I	V	U	E	T	A	L	O	C	O	H	C	L	X	J
E	A	T	S	Q	D	K	E	Q	G	S	U	N	D	A	Y	B
F	W	J	E	L	L	Y	B	E	A	N	S	Y	Z	I	X	R

- BASKET BONNET BUNNY CANDY CHICK**  
**CHOCOLATE CROSS DECORATE**  
**DYE EASTER EGG FAITH FAMILY FLOWERS**  
**GRASS HOP JELLYBEANS**  
**JESUS LAMB LILIES MARSHMALLOW**  
**PARADE PEEPS RESURRECTION**  
**SUNDAY TULIPS**

# Bunny B-Ball

- bell
- tack
- spool of thread
- butterfly
- carrot
- feather

- artist's brush
- button
- ring
- banana
- glove
- spoon
- slice of pie
- flying disk
- flashlight
- spatula