

.....

If you would like to receive this newsletter by E-mail, please give your E-mail address to Choices Network, Inc. by contacting Kenna Boyce at kboyce@choicesnetwork.net. This newsletter can also be accessed via the website at www.choicesnetwork.net Or you can follow us on "Facebook" by entering Choices Network, Inc. and tapping the "like". Choices Network, Inc. Day and Residential Management can be reached between 8:00 am to 3:00 pm at 785-820-8018, after hours Day can be reached at 785-714-0036 and Residential at 785-714-0095.

JANUARY PROJECT PIPE CLEANER SNOWFLAKES



Supplies:

- 2 Pipe Cleaners (or 6" pipe cleaners x 3)
- 30-36 Pony beads
- 6 Snowflake beads
- 1 Rhinestone sticker

Directions:

Cut pipe cleaners to 6" length
Start by taking 2-6" long pipe cleaner pieces and crossing them at their mid points.
Take the right side and wrap it tightly around the top to the left side.
Then take the left side and wrap it tightly around the top to the right side. As long as you go over the top once with the left and once with the right, they'll stay in place securely.
Add in the 3rd pipe cleaner and do the same thing.
Shape the pipe cleaners so the space between each point is even.
Start sliding on the pony beads and pushing them to the center, using 6 beads per side.
Add 1 snowflake bead to each of the ends.
Take each pipe cleaner end, bend it over and poke the end into the middle of the snowflake bead, pushing it through enough to keep it in place.
Add a medium sized sticker rhinestone to the middle where the pipe cleaners cross! (You can glue the rhinestone, if you want!)

January Birthdays

Andrea T.	1st
Ethan P.	2nd
Kevin K.	3rd
Dusty K.	4th
Alexis P.	6th
Chantz W.	7th
Charles S.	8th
Trevor C.	9th
Brockton B.	13th
Trenton J.	13th
Ashlynn B.	14th
Marina A.	15th
Carol Jeanie S.	17th
Jessica M.	18th
Logan R.	18th
Penny M.	21st
Dustin D.	24th
Aaron E.	25th
Amika T.	25th
Brady S.	27th
Wade Tony N.	28th
Chase G.	29th
Amber W.	29th
Travis E.	31st
Justin M.	31st

CALENDAR OF EVENTS



Office Closed: 2025

- January 1st – New Years Day
- February 17th – President’s Day
- April 18th – Good Friday
- May 26th – Memorial Day
- July 4th – Independence Day
- September 1st – Labor Day
- October 13th – Columbus Day
- November 26, 27, 28th – Thanksgiving
- December 24, 25, 26th – Christmas

Upcoming CPR Dates

- January 8th 1:00-3:00
- January 15th 1:00-3:00
- February 12th 1:00-3:00



If you have not renewed in the last 12 months, you must do so within the next 90 days.

Please RSVP to Matt Garretson at (785) 820-8018.

Choices Network, Inc. Lawn and Maintenance Crew

If you are needing

- Lawn Maintenance • Lawn Clean-up • Trash Removal • Leaf Raking • Hedge Trimming • Tree Pruning • Snow removal

(Whatever your needs may be. Give us a call!) Please contact Broc Tanner at Choices Network Inc. office at 785-820-8018. We offer free estimates and have very competitive pricing.

WINTER WEATHER WORD SEARCH



I	Y	I	C	E	B	E	R	G	U	U	Z	E	V	A	P	A
S	T	O	R	M	P	L	I	A	H	I	C	I	C	L	E	L
U	U	E	H	Y	P	O	T	H	E	R	M	I	A	L	S	L
B	C	X	K	Q	O	M	G	H	X	E	U	V	V	I	X	U
Z	Q	S	A	A	F	I	R	X	Y	V	G	A	Z	H	M	J
E	K	L	S	G	L	L	C	O	D	D	R	R	E	C	H	A
R	L	E	G	A	A	F	U	Y	T	F	M	N	D	D	F	F
O	Y	E	J	R	I	L	W	R	O	S	E	S	R	N	L	R
Z	T	T	C	T	D	D	O	R	H	W	N	D	I	N	E	
K	M	T	X	C	S	B	N	K	N	Y	O	O	U	W	U	E
N	I	T	U	O	E	T	I	H	W	S	J	W	N	A	B	Z
C	I	X	T	F	B	L	I	Z	Z	A	R	D	V	S	M	I
Y	P	C	T	E	M	P	E	R	A	T	U	R	E	D	U	N
V	D	M	E	T	T	R	Q	V	N	L	Q	I	Q	N	N	G
D	B	S	X	G	R	A	A	N	A	V	A	F	T	S	U	G
J	J	D	N	C	T	L	H	Z	V	K	S	T	T	V	C	L
Y	R	R	H	O	A	O	T	D	X	G	V	Z	E	D	K	Y
Z	X	I	N	N	W	P	S	Z	P	B	B	R	E	E	Z	E
B	L	U	C	N	V	F	O	F	R	O	S	T	B	I	T	E
L	L	H	R	E	A	F	R	J	X	G	S	M	T	I	Y	V
W	E	C	O	L	D	T	F	I	H	C	W	I	N	D	R	P




**SNOW ICE FROST HAIL SLEET BLIZZARD STORM BREEZE
 FLURRY COLD WIND GUST SNOWSTORM AVALANCHE CHILL
 TEMPERATURE WHITEOUT SNOWFLAKE POLAR ARCTIC
 ICEBERG NUMB ICY SNOWDRIFT HYPOTHERMIA WINDCHILL
 FROSTBITE FREEZING SUBZERO ICICLE**

SPOTLIGHT: Jackie Sauer has joined the management team!

I started working at Choices in September of 2019, as a part time direct support staff. Over the years, I have worked with and have got to know so many of the consumers and staff. That is why I was so excited to take this position as HR/Payroll Clerk with the management team! To advance my work environment but also continue to serve and spend time with the individuals I have come to know and love.

My husband, Travis, and I have 4 kids and 2 dogs! Our family likes to spend time in the outdoors whether it be fishing, camping, hiking, swimming, traveling, or playing numerous sports.

Please stop in and say hello!



NIGHT TO SHINE IS BACK!



Night to Shine Guest Registration

What: Tim Tebow Night to Shine prom for teens and adults with special needs
Sponsored by Tim Tebow Foundation and Salina First United Methodist Church
When: Friday, Feb. 7, 2025, from 5:30-9:00 pm
Where: Kansas Wesleyan University-Student Activity Center, 100 E. Claflin, Salina, KS
Email: SalinaNightToShine@gmail.com

You will need to register to attend so please get with your Choices CSS or send an email to the above address to complete the registration form!

We will be sending out additional information as we receive it!

Skating by Moonlight



flower



carrot



fishhook



bell



cherry




comb



fork




wishbone



toothbrush



saltshaker



spoon



fish



needle



ladle



musical note



banana



crown



teacup




Art by Mike DeSantis

25th Anniversary December Drawing Winners:



Lacy is the October Winner
of a tablet!



Cathy is the October Winner
of a 4 hour vacation!

RECIPE CORNER Hot Chocolate Fudge

Ingredients:

- 1 ½ C semi-sweet chocolate chips
- 1 ½ C milk chocolate chips
- ¼ C unsalted butter
- 1 14 oz can sweetened condensed milk
- 2 hot chocolate packets (or 6 Tbsp. of hot chocolate mix)
- 2 tsp vanilla extract
- 3 C mini marshmallows



Instructions:

Line an 8x8 pan or casserole dish with parchment paper or foil. Make sure to lightly spray with non-stick cooking spray to help prevent the fudge from sticking. Place milk chocolate chips, semi-sweet chocolate chips, and butter in a double boiler. (If you don't want to use a double boiler, place in a microwave safe bowl.) Warm double boiler over medium heat. Stir constantly to prevent burning until mixture has melted. (If microwaving, heat in microwave for 45 seconds. Stir and keep microwaving in 15 second intervals until melted.) Once melted, stir in vanilla. Gently stir in 2 cups of mini marshmallows. Pour fudge mixture into prepared dish. Pour the remaining mini marshmallows on top of the fudge and gently press into fudge so they stick. Cover and refrigerate for at least 4 hours.

Consumer Corner:



Checking out Santa's sleigh!!



Checking out the animals!



Enjoying the lights!



Taking a stroll through the lights!



Through the woods we go!



Alexander!



Beau!



Courtney!



Curtis!



Haylee!



Jazzy!



Jessica!



Josh and Mark!



Josh!



Lindsey and Sylvia!



Logan!



Marisa!



Mark!



Paul and Megan!



Sharon!



Kevin!



Thomas!



Zack!



Alexander!



Beau!



Blake!



Courtney!



Jazzy!



Jennifer and Janae!



Brittany!



Curtis!



Diane!



Jessica!



Jessica and Dad!



Josh S.!



Keely!



Lindsey!



Lindsey and Dad!



Sharon!



Tessa and Linda!



Reagan!



Brady!



Jesse!



Evan!



Josh!



Kevin!



Thomas!



Haylee!



Jason!



Katelynn and Sheila!



Mark!



Nea!



Pam!



Travis!



Pamala!



Zack!



Kayla!



Who knows what Monica is asking for!!



Paul!



Diane and Paul!



Evan!



Janae and Brett!



Jesse and Curtis!



Josh and Blake!



Lonnie and Candice!



Friends by the tree!



Sharon and Craig!



Lonnie and Julian!



Sarah and Jazzy!



Posing in the museum!



Thomas!



Tyler and Lonnie!



Tyler!



Zack!

*But not
everyone made
Santa's Nice
List!*






The naughty list!

Word Search & Hidden Picture Keys



SNOW ICE FROST HAIL SLEET BLIZZARD
 STORM BREEZE FLURRY COLD WIND
 GUST SNOWSTORM AVALANCHE CHILL
 TEMPERATURE WHITEOUT SNOWFLAKE
 POLAR ARCTIC ICEBERG NUMB ICY
 SNOWDRIFT HYPOTHERMIA WINDCHILL
 FROSTBITE FREEZING SUBZERO ICICLE



Ongoing Activities:

Monday – Tour Rolling Hills Zoo from 10am to 1pm. Bring sack lunch.

Monday through Friday - Walking at Jerry Ivey Park at 8:00am to 9:00am during the spring and fall seasons and **water walking during the summer**. Walking at the Central Mall at 8:00am to 9:00am during the winter season or inclement weather days.

Monday, Tuesday, Thursday, and Friday - Exercise at the K-State Salina gym from 9:30am to 11:45am

Tuesday and Thursday – YMCA exercises 9:30am to 11:30. Must have a membership. (Choices Network staff can assist individuals with applications for reduced rate memberships at request.)

Wednesday - Lunch and Bowl at The Alley from 11am to 1:00pm. Cost is \$13.00.

Friday – BINGO at Choices 10am to 11am.

Friday - The Garage

CALENDAR OF COMMUNITY ACTIVITIES AVAILABLE IN SALINA:

Discovery Center and Park, 1323 E. Iron, Salina, KS. The nature center displays many educational stations that help connect people with the local wildlife through discovery and exploration. The park offers 5 acres of trails.

Salina Art Center, 242 S. Santa Fe, Salina, KS. The Art Center's programming is connected to a schedule of contemporary visual art exhibitions of work by regional, national, and international artists in a wide variety of media.

Central Kansas Flywheels Yesteryear Museum, 1100 W. Diamond Dr. Salina, KS. An interactive and informational museum focusing on the agricultural history of Kansas. Smoky Hill Museum, 211 W. Iron, Salina, KS. The Smoky Hill Museum explores history in unexpected ways with interactive fun around every corner. It's a big-city museum in a small package intentionally designed to make kids eager to stay longer and adults want to come back for more.

Sculpture Tour Salina, Downtown Salina, KS. Sculpture Tour Salina (STS) is an annual juried competition and exhibition. The exhibition is open to all artists creating works suitable for outdoor display. Between 20 and 30 sculptures are selected and carefully sited in historic downtown Salina to be displayed for one year.

Rolling Hills Zoo 625 N. Hedville Rd. Salina, KS. Here you can get face-to-face with a majestic snow leopard, an Indian rhino, a curious orangutan, an ornery aardvark, or many of the other 100+ species of wildlife at home in our Zoo.

Fossett Plaza 2035 Beechcraft Rd. Salina, KS. The monument honoring Steve Fossett's record setting around-the-world, solo, nonstop flight in the Global Flyer. The historic 22,936-mile, 67-hour flight started and ended at the Salina Regional Airport.

Salina Fieldhouse, 145 N. 5th, Salina, KS. The Salina Fieldhouse features multi-purpose hardwood and synthetic courts, as well as turf fields. Three hardwood and three synthetic basketball courts are cross lined to include eight volleyball courts and six futsal courts. While turf fields accommodate soccer, football, kickball, baseball, softball and field hockey, hardwood and synthetic courts accommodate volleyball, futsal, dodgeball, cheer, dance, and other activities. The facility also contains specialized equipment such as drop-down batting cages and pitching tunnels.

The Alley, 115 E Ash St, Salina, KS. Bowling, Arcade, Laser tag, Hologate & AJ's Sports Grill.

The Garage – The Garage will contain both classic and custom cars, interactive exhibits, concessions, and gift shop for your family to experience.

Hiking Trail in and around Salina, KS.

Indian Rock Trail is a 1.2 mile moderately trafficked loop trail located near Salina, Kansas

Marty Bender Nature Area Trail 3028 S Holmes Rd, Salina, KS is a 2.8-mile loop trail located near Salina, Kansas and is good for all skill levels. The trail is primarily used for hiking.

Salina Levee Trail, The Salina Levee Trail traverses the flood control levee along the west bank of the Smoky Hill River in Salina. You can access it from E. Crawford at Bill Burke Park or E. Magnolia Soccer Complex.

Jerry Ivey Loop is a 1.4-mile loop trail located in Salina that is good for all skill levels.

YMCA Loop, A trail along river around YMCA. It is a single-track in the middle of the city